

Scaled data based on original data using
LM-79-08 Approved Method: Electrical and Photometric Measurements of Solid-
State Lighting Products

Test Report Prepared for
Cooper Lighting Solutions
(formerly Eaton)

Brand: McGRAW-EDISON

Report Number: P942273

Luminaire Tested: **GALN-SB6A-950-U-T1**

Issue Date: 1/21/2025

Test Information

Test Method: LM-79-08
Report Number: P942273
TEST IS SCALED FROM IESNA LM-79-08 TEST DATA (G2-2405-108-2)
Test Lab: INNOVATION CENTER
Issue Date: 1/21/2025
Manufacturer: COOPER LIGHTING SOLUTIONS (FORMERLY EATON)
Product Line: MCGRAW-EDISON
Catalog Number: GALN-SB6A-950-U-T1
Description: GALLEON AREA AND ROADWAY HIGH DENSITY LED LUMINAIRE
(6) 90 CRI, 5000K, 350mA LIGHTSQUARES WITH 26 LEDS EACH AND TYPE I OPTICS
Light Source: -
Ballast/Driver: -

Summary

Lumens per Lamp: N/A
Luminaire Lumens: 18720 lumens
Efficiency: N/A
Efficacy: 109.5 lumens/watt
Luminous Opening: Rectangular (W 1.5' x L: 1' x H: 0')
IES Classification: Type I - Short
BUG Rating: B4 - U0 - G4

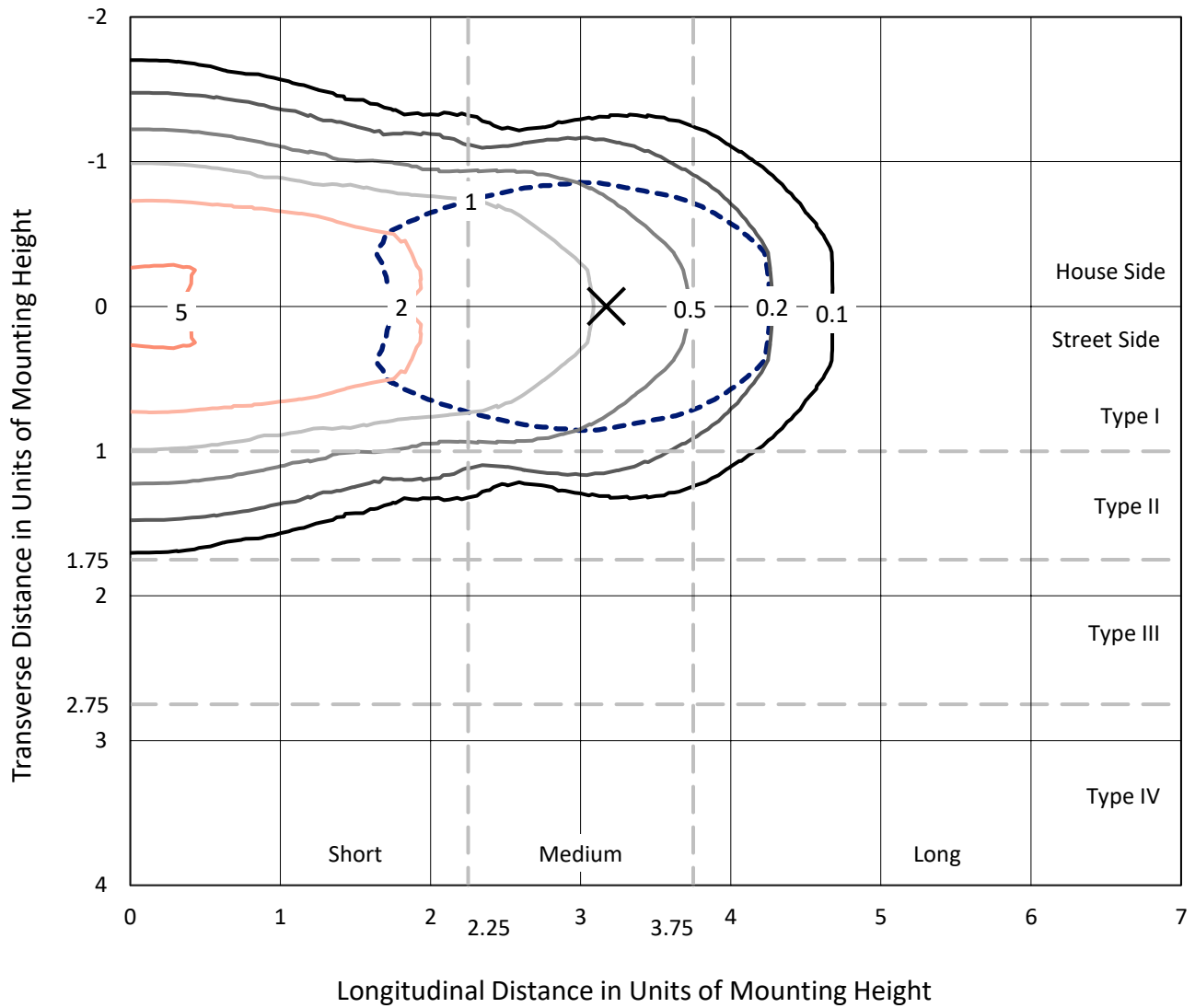
Input Watts (W): 170.9
Input Voltage (V): NR
Input Current (Ain): NR
Voltage Rise (V): NR
Power Factor: NR
Total Harmonic Distortion (THDi): NR
Frequency (hertz): 60
Stabilization Time: NR
Operation Time: NR
Ambient Temperature (°C): NR
Test Distance: 24 FT



REPORT NUMBER: P942273
 CATALOG NUMBER: GALN-SB6A-950-U-T1

Iso-Footcandle Lines of Horizontal Illumination

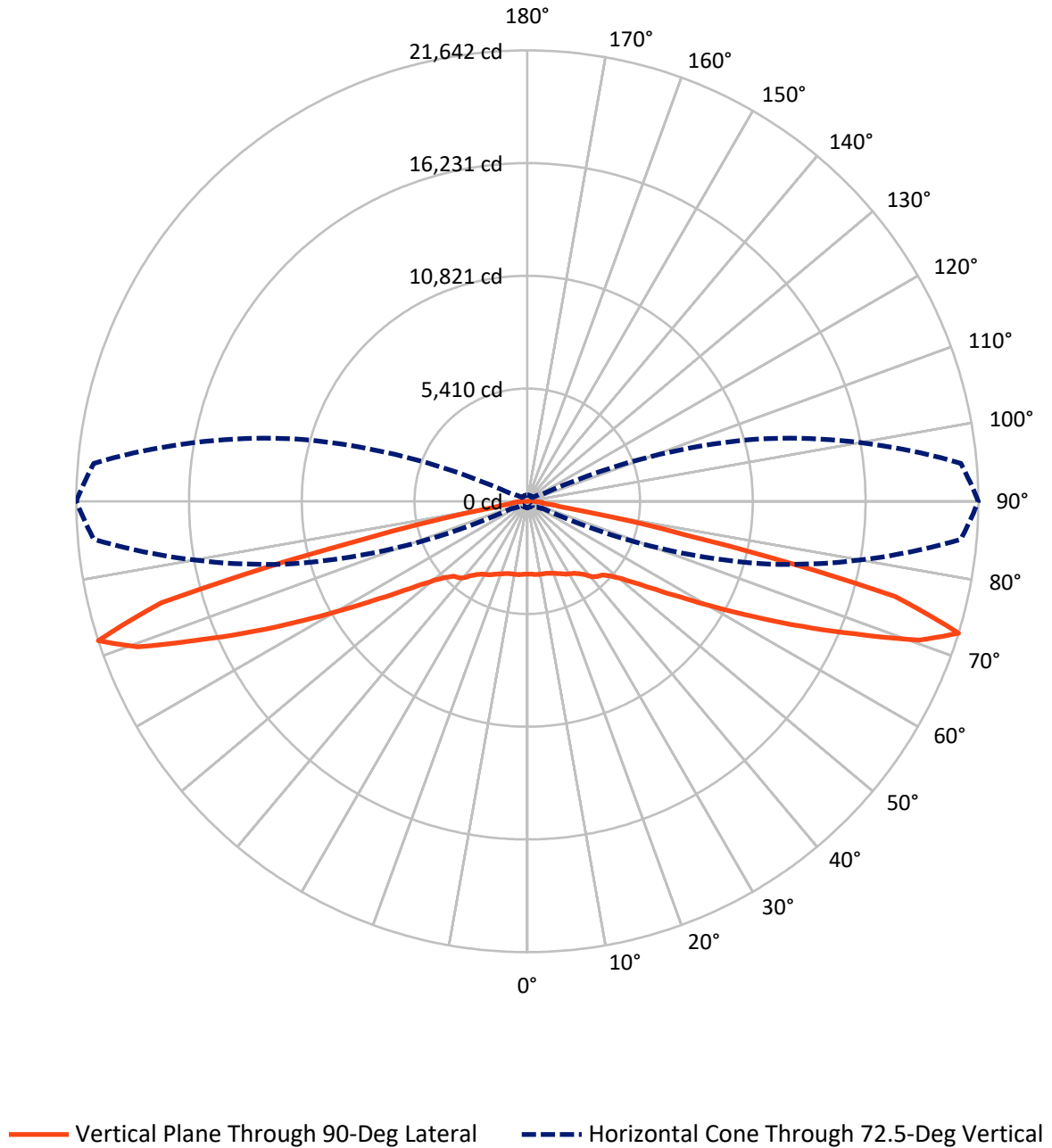
× Max cd
 - - - 1/2 Max cd



Based on 25 foot mounting height. Maximum calculated value = 5.6 fc
 Type I - Short - N/A

REPORT NUMBER: P942273
CATALOG NUMBER: GALN-SB6A-950-U-T1

Luminous Intensity Polar Plot



REPORT NUMBER: P942273

CATALOG NUMBER: GALN-SB6A-950-U-T1

FLUX DISTRIBUTION:

		Downward	Upward	Total
House Side	Lumens	9360.0	0.0	9360.0
	% Fixture	50.0	0.0	50.0
Street Side	Lumens	9360.0	0.0	9360.0
	% Fixture	50.0	0.0	50.0
Total	Lumens	18720.0	0.0	18720.0
	% Fixture	100.0	0.0	100.0

ZONAL LUMENS:

Zone	Lumens	% Fixture
0°-10°	339.2	1.8
10°-20°	1037.1	5.5
20°-30°	1729.2	9.2
30°-40°	2378.2	12.7
40°-50°	2904.4	15.5
50°-60°	3359.3	17.9
60°-70°	4005.4	21.4
70°-80°	2795.5	14.9
80°-90°	171.7	0.9
90°-100°	0.0	0.0
100°-110°	0.0	0.0
110°-120°	0.0	0.0
120°-130°	0.0	0.0
130°-140°	0.0	0.0
140°-150°	0.0	0.0
150°-160°	0.0	0.0
160°-170°	0.0	0.0
170°-180°	0.0	0.0
0°-90°	18720.0	100.0
0°-180°	18720.0	100.0

Coefficient of Utilization



REPORT NUMBER: P942273

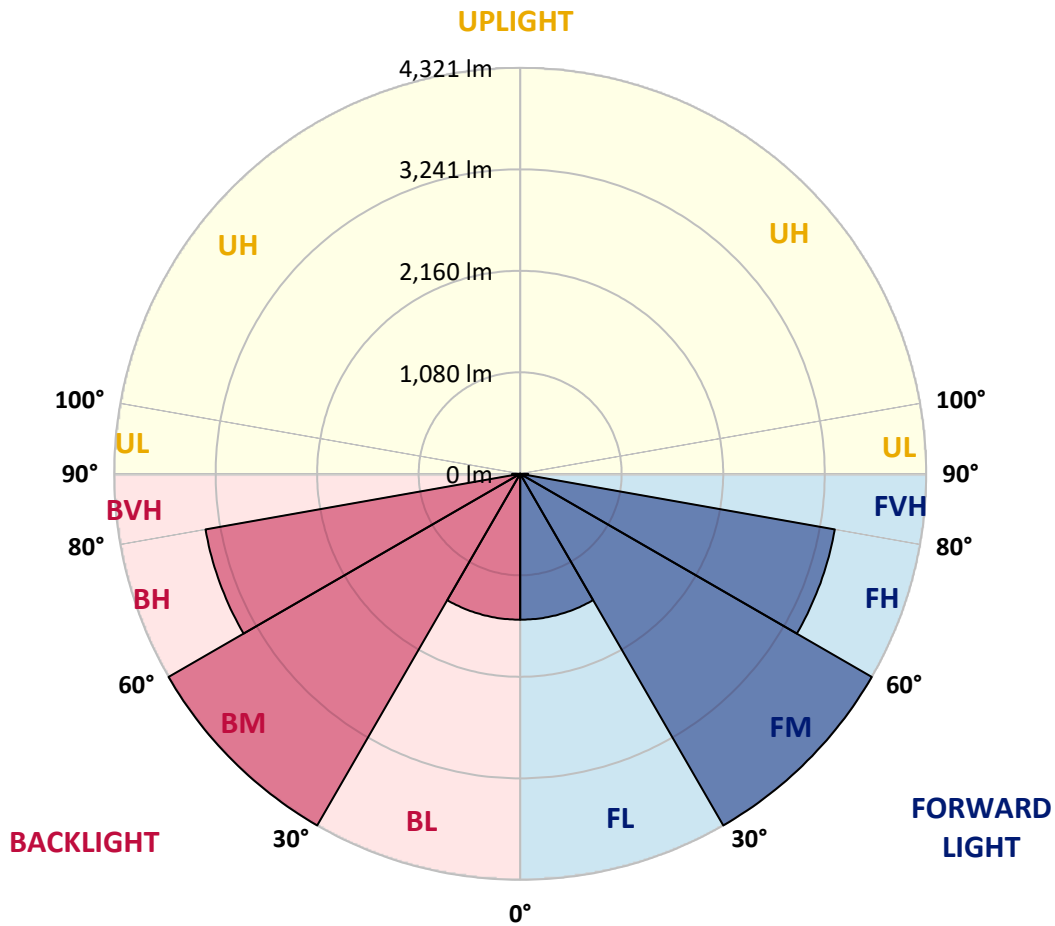
CATALOG NUMBER: GALN-SB6A-950-U-T1

LUMINAIRE CLASSIFICATION SYSTEM LUMEN TABLE AND BUG RATING:

Zone	Lumens	% Fixture	Zone Rating/Lumen Limit		
			B	U	G
FL (0°-30°)	1552.7	8.3			
FM (30°-60°)	4321.0	23.1			
FH (60°-80°)	3400.5	18.2			G2/5000
FVH (80°-90°)	85.8	0.5			G1/100
BL (0°-30°)	1552.7	8.3	B3/2500		
BM (30°-60°)	4321.0	23.1	B3/5000		
BH (60°-80°)	3400.5	18.2	B4/5000		G4/5000
BVH (80°-90°)	85.8	0.5			G1/100
UL (90°-100°)	0.0	0.0		U0/0	
UH (100°-180°)	0.0	0.0		U0/0	

BUG Rating: B4-U0-G4

Type I Short



REPORT NUMBER: P942273

CATALOG NUMBER: GALN-SB6A-950-U-T1

CANDELA DISTRIBUTION (FULL):

	0°	5°	15°	25°	35°	45°	55°	65°	75°	85°
0°	3498.0	3498.0	3498.0	3498.0	3498.0	3498.0	3498.0	3498.0	3498.0	3498.0
2.5°	3501.0	3505.0	3505.0	3502.0	3509.0	3503.0	3503.0	3500.0	3503.0	3500.0
5°	3518.9	3523.9	3525.9	3524.9	3533.8	3528.9	3528.9	3524.9	3525.9	3522.9
7.5°	3552.7	3559.7	3563.7	3568.7	3581.6	3575.6	3571.7	3559.7	3554.7	3546.8
10°	3563.7	3571.7	3584.6	3610.5	3640.3	3641.3	3629.4	3599.5	3576.6	3558.7
12.5°	3529.9	3540.8	3567.7	3620.4	3687.1	3713.9	3695.0	3645.3	3600.5	3568.7
15°	3487.1	3499.0	3539.8	3619.4	3717.9	3780.6	3778.6	3712.9	3641.3	3591.5
17.5°	3420.4	3432.4	3491.1	3602.5	3741.8	3845.2	3873.1	3805.5	3705.0	3638.3
20°	3300.0	3311.0	3392.6	3548.8	3749.7	3913.9	3986.5	3926.8	3801.5	3710.9
22.5°	3143.8	3160.8	3256.3	3456.2	3730.8	3985.5	4115.9	4075.1	3913.9	3788.5
25°	2976.7	2994.6	3106.0	3342.8	3682.1	4037.3	4269.1	4243.2	4041.2	3885.0
27.5°	2832.4	2851.4	2972.7	3230.4	3606.5	4057.2	4420.3	4433.2	4195.4	3991.5
30°	2719.0	2736.9	2866.3	3139.9	3509.0	4037.3	4552.6	4642.2	4352.6	4084.0
32.5°	2594.7	2617.6	2753.9	3029.4	3393.6	3989.5	4668.0	4868.0	4534.7	4183.5
35°	2437.5	2458.4	2601.6	2878.2	3242.3	3912.9	4764.5	5118.7	4795.4	4334.7
37.5°	2246.5	2266.4	2408.6	2689.2	3092.1	3805.5	4838.1	5401.3	5105.8	4552.6
40°	2054.4	2073.3	2206.7	2478.3	2912.0	3668.2	4864.0	5677.8	5461.9	4852.1
42.5°	1878.4	1895.3	2017.6	2270.3	2710.1	3493.1	4830.2	5918.6	5781.3	5061.0
45°	1716.2	1731.1	1839.5	2075.3	2500.2	3280.1	4728.7	6177.3	6161.3	5210.2
47.5°	1531.1	1546.1	1658.5	1886.3	2290.2	3030.4	4556.6	6432.0	6689.6	5548.5
50°	1305.3	1318.2	1433.6	1668.4	2072.4	2764.8	4317.8	6631.9	7356.2	6060.9
52.5°	1037.7	1051.6	1164.0	1398.8	1813.7	2479.3	4003.4	6762.3	8126.3	6809.0
55°	772.0	782.0	879.5	1090.4	1493.3	2153.9	3609.5	6799.1	8999.8	7831.8
57.5°	560.1	566.1	628.8	786.0	1132.2	1747.0	3130.9	6703.6	10039.4	9143.0
60°	453.7	455.7	474.6	544.2	787.0	1287.4	2552.9	6375.2	11167.6	10833.3
62.5°	411.9	411.9	416.9	435.8	532.3	849.6	1853.5	5694.7	12377.4	12969.4
65°	383.0	383.0	385.0	394.0	419.8	541.2	1170.0	4586.4	13397.2	15471.5
67.5°	357.2	358.2	357.2	360.1	375.1	399.9	678.5	3167.7	13946.4	18064.2
70°	330.3	332.3	327.3	327.3	339.3	340.3	424.8	1737.1	13490.7	20237.0
72.5°	298.5	301.5	293.5	291.5	300.5	296.5	319.4	833.7	11582.5	20885.7
75°	270.6	274.6	256.7	251.7	251.7	248.7	259.7	427.8	7517.4	17037.5
77.5°	245.7	253.7	224.8	208.9	204.9	196.0	211.9	261.7	3288.1	7998.9
80°	203.0	213.9	185.0	166.1	159.2	149.2	167.1	183.1	978.0	1857.5
82.5°	151.2	156.2	131.3	118.4	112.4	105.5	125.4	127.3	318.4	657.6
85°	96.5	98.5	80.6	69.6	66.7	63.7	79.6	69.6	121.4	483.5
87.5°	33.8	38.8	30.8	27.9	29.8	24.9	36.8	20.9	33.8	341.2
90°	0.0	0.0	0.0	0.0	0.0	0.0	0.0	0.0	0.0	0.0

(END C

90°

3498.0
3500.0
3522.9
3546.8
3555.7
3563.7
3583.6
3627.4
3694.0
3765.7
3853.2
3957.7
4035.3
4121.8
4266.1
4461.1
4754.6
4935.6
5041.1
5353.5
5816.1
6507.6
7454.7
8668.5
10235.4
12168.5
14458.7
16970.8
19949.5
21641.8
18223.4
7832.8
1778.9
743.2
702.4
422.8
0.0

OF REPORT)